

AUTOMATIC LAUNDRY

"Superior Laundry Solutions"

ADD VALUE TO YOUR BLUE CARD



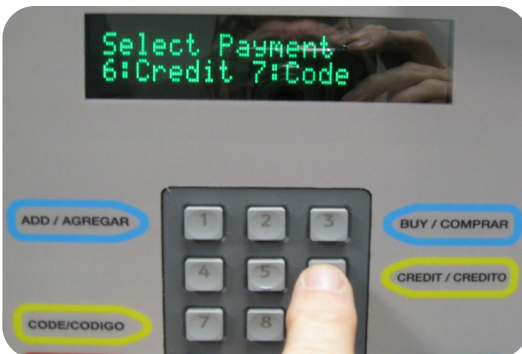
HOW TO ADD VALUE TO RESIDENT ADVANTAGE® CARD USING CREDIT:

Accepts MasterCard and Visa



STEP 1

Select action. Push 1 to add value to your card.



STEP 2

Select payment.
Push 6 to select credit.



STEP 3

Insert laundry card.

AUTOMATIC LAUNDRY

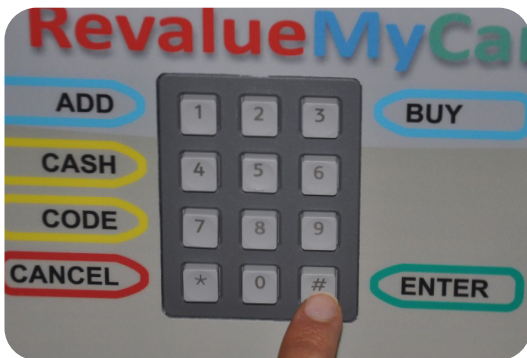
"Superior Laundry Solutions"

HOW TO ADD VALUE TO RESIDENT ADVANTAGE® CARD USING CREDIT CONTINUED:




STEP 4

Type amount to add to card.
For example 1500 for \$15.00.
(Card maximum \$60)



STEP 5

Press # key (Enter). Transaction
may be cancelled at any time by
pressing CANCEL button.



STEP 6

Insert and remove Credit Card.
The magnet stripe on the card
must be on top.



STEP 7

After transaction is approved
DO NOT REMOVE CARD until
prompted to do so.