

"Superior Laundry Solutions"

ADD VALUE TO YOUR BLUE CARD

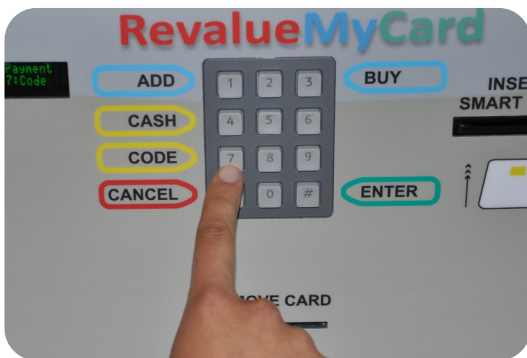


HOW TO ADD VALUE TO EXISTING RESIDENT ADVANTAGE® CARD USING A CODE.




STEP 1

Select action. Push 1 to add value to your card.



STEP 2

Select payment. Push 7 to add with code.



STEP 3

Insert your laundry card.

AUTOMATIC LAUNDRY

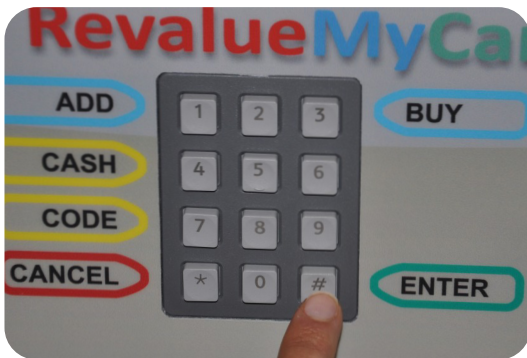
"Superior Laundry Solutions"

HOW TO ADD VALUE TO RESIDENT ADVANTAGE® CARD USING CODE CONTINUED:



STEP 4

Enter in the dollar amount purchased online. For example 1500 for \$15.00. Then press the # key (Enter).



STEP 5

Type in the 6 digit code. Then press the # key (Enter).



STEP 6

Remove card when instructed.